

FOSTERING COLLABORATIVE LEARNING EXPERIENCES

**Learning English through
the master chef competition**

Prepared by Chinese YMCA College






TABLE OF CONTENT

1. ABOUT OUR TASK
2. LEARNING OUTCOME
3. TEACHING PROCESS
4. STUDENTS' WORK
5. EVALUATION
6. Q&A

ABOUT OUR TASK

- Target group: S.1 students
- Theme: YUM!
- Purpose: To introduce a dish in the form of a video
- Product: A video script & a 2-min cooking video



CONTEXT

Situation

You are a YouTuber in Hong Kong and you upload a cooking video on your YouTube channel every week. You are going to make a cooking video to introduce a dish that you viewers can cook at home.





LEARNING OUTCOMES


LEARNING OUTCOMES

- Vocabulary

- > food taste and texture; ways of preparing and cooking food; ingredients

- Form & function

- > imperatives, modal verbs, adverbs of sequence, quantity words etc

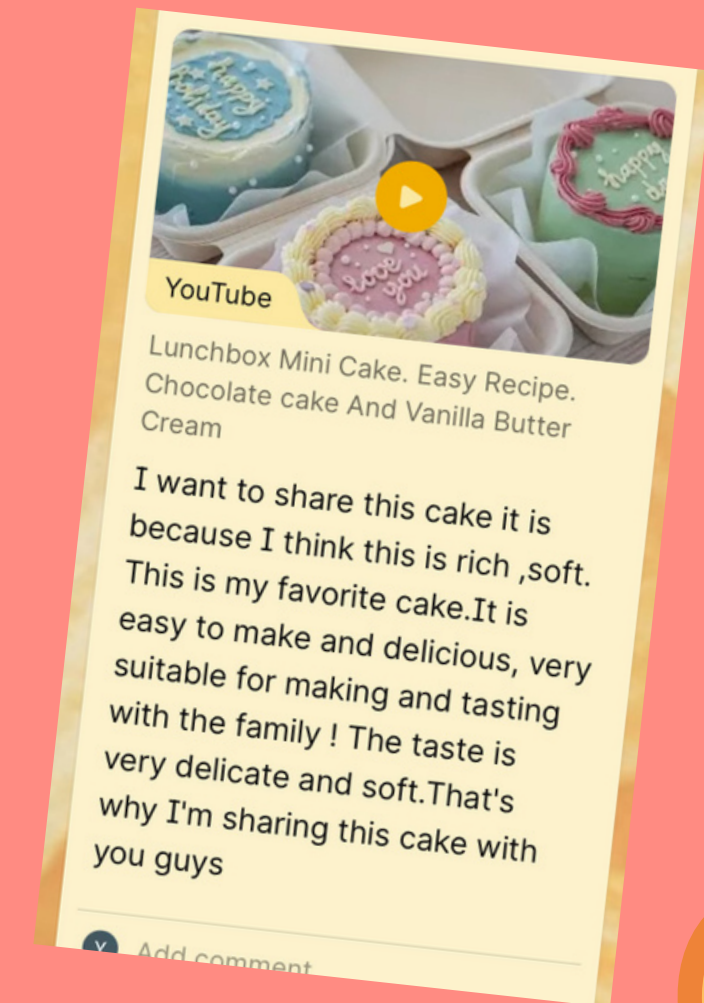
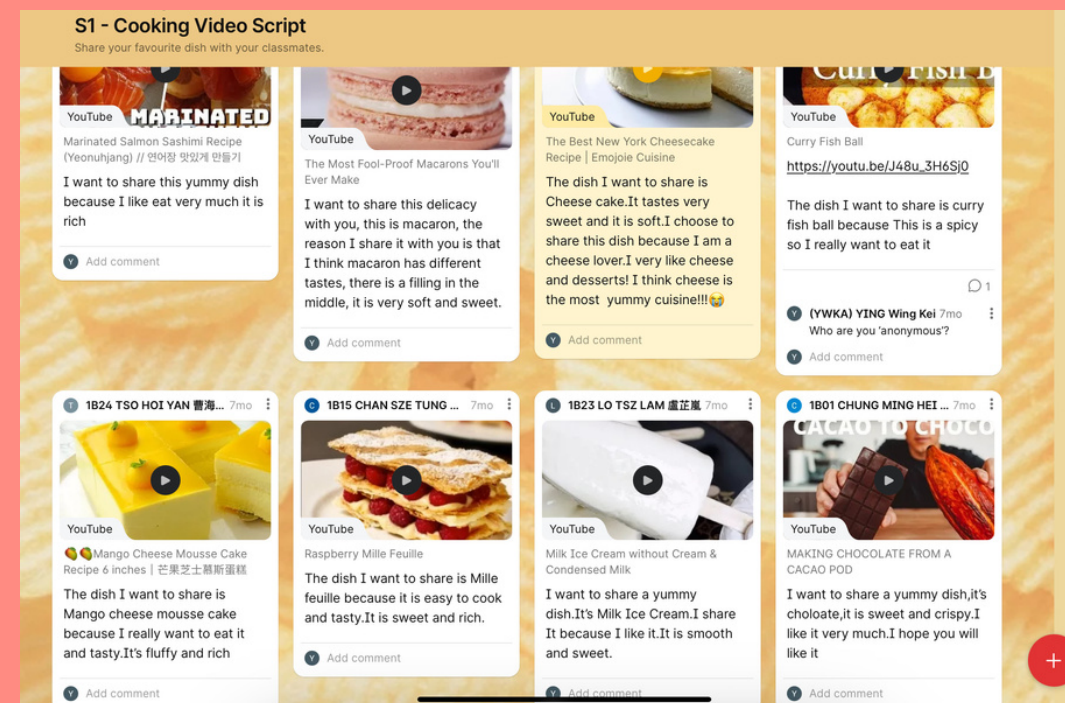
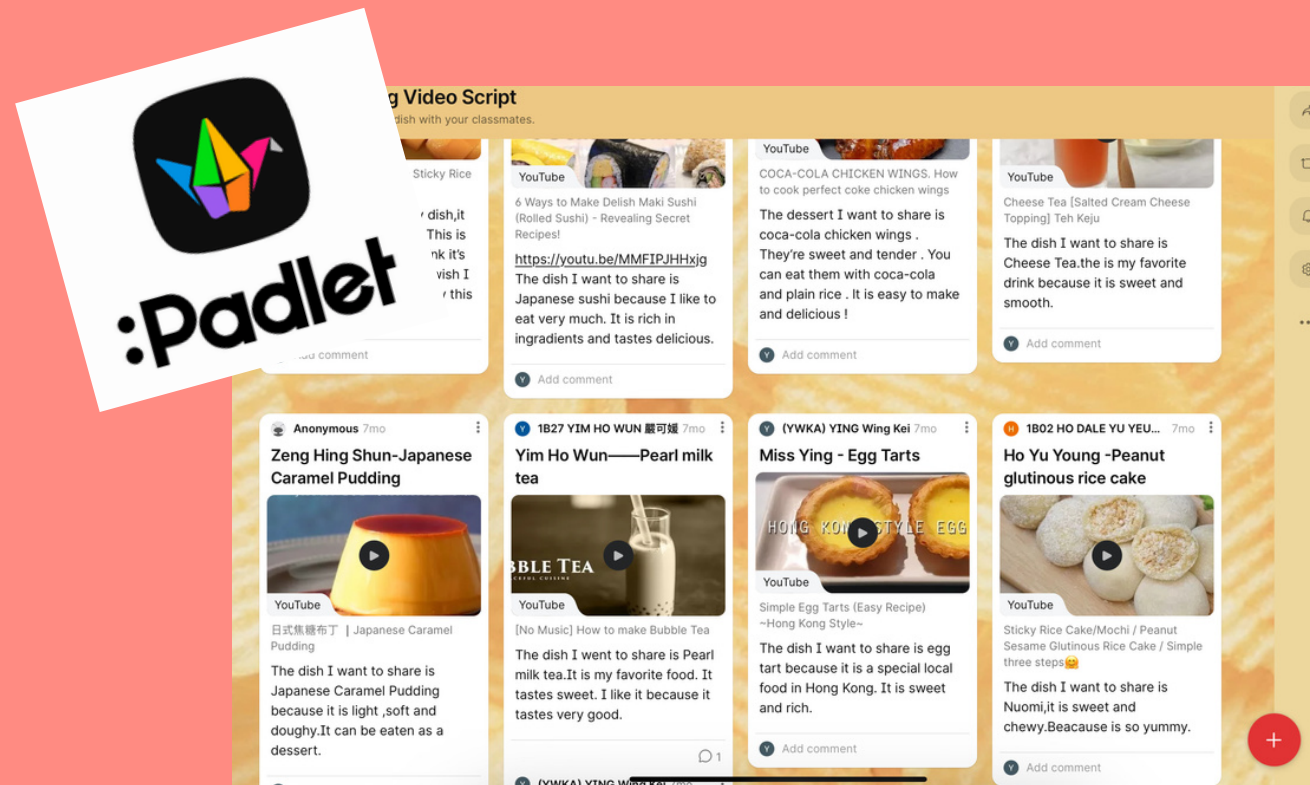


The background is a light orange color. At the top center is a white sunburst with ten rays. To its left is a red swirl, and to its right is a green wavy line. At the bottom center is a yellow flower with five petals and a brown center. To its right is another white sunburst. At the bottom left is a green swirl.

TEACHING PROCESS

INPUT STAGE

LOOK FOR SOME YOUTUBE COOKING VIDEOS



DEVELOPMENT

CHOOSE A DISH IN A GROUP OF 4



raw chocolate



curry fried rice



cola chicken wings



moose cake

DEVELOPMENT

WRITE AN OUTLINE

- who you are
- what you plan to cook
- how to make it
- what you need to prepare for cooking the dish

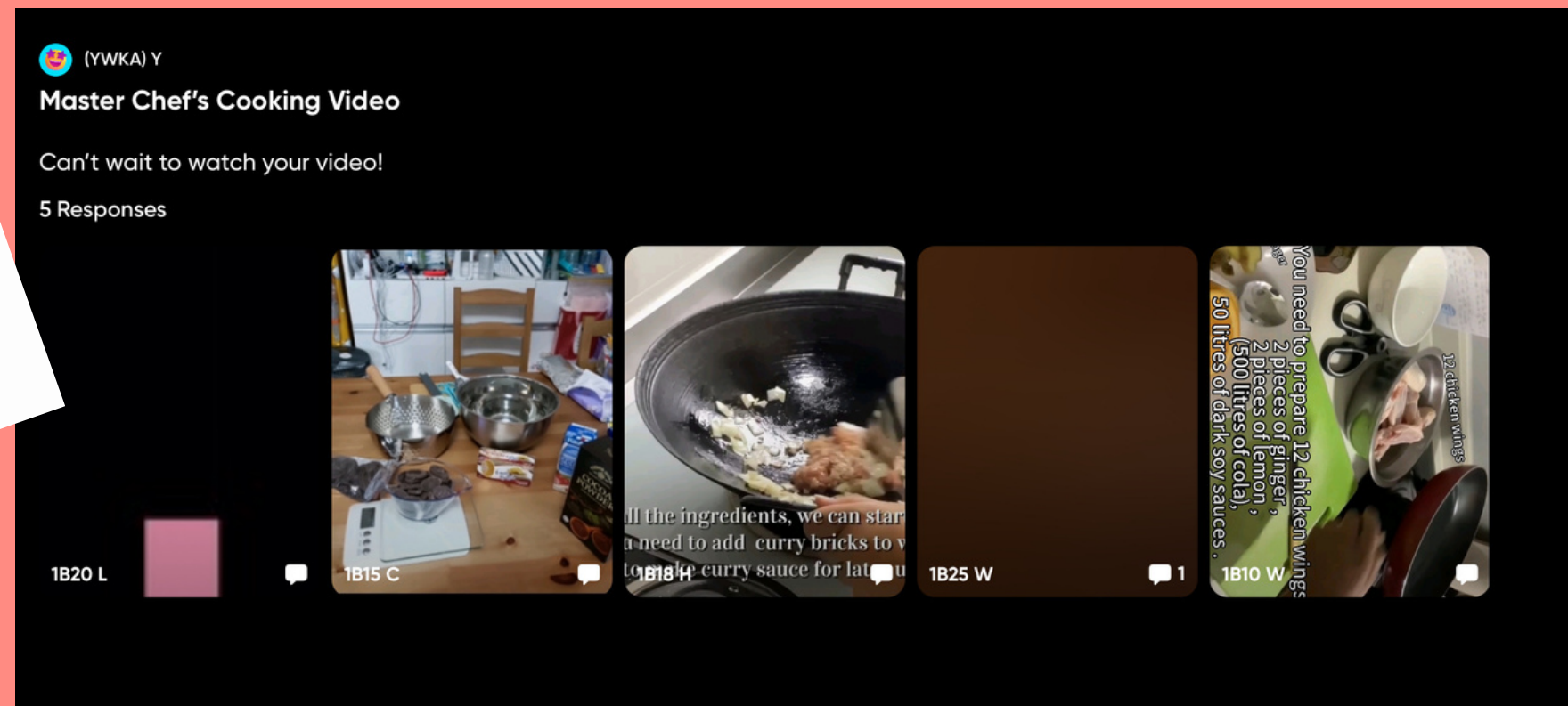
DEVELOPMENT

FINALISE THE VIDEO SCRIPT

- Students were guided to modify their script by
 - > using expressions that made viewers feel like they were really talking to them
 - > adding some cooking tips

TIME TO COOK

FILMING THE COOKING PROCESS AT HOME



The background is a light orange color with various decorative elements: white teardrop-shaped confetti, red streamers, a green wavy streamer, and orange streamers.

ROUND UP

VOTE FOR THE BEST VIDEO



STUDENTS' WORK

STUDENTS' WORK



STUDENTS' WORK

Hello everyone, welcome to our cooking channel. We are a group of students from IB.

I am Bessy.



EVALUTATION

EVALUATION

WHAT TO KEEP UP

- Students had a fun hands-on experience in applying English in their daily lives
- Integrated English skills were required, i.e. writing, speaking and language skills

LIMITATIONS

- Some students had difficulties in finding a suitable place to cook
- Finishing this whole task could be quite time consuming



Q&A



THANK YOU